



JUNIOR AMBASSADORS 2017
setting up your fundraiser online

STEP 1: CREATE AN ACCOUNT

- Follow [this link](#)
- Click “Create New Account”



Solving
Kids' Cancer SM

10 Years of Hope and Healing

Create an account to start fundraising.

CREATE NEW ACCOUNT



 Sign In with Facebook

 Sign In with Twitter

Already have an account?

Login Name:


Password:

Remember me

Log In

STEP 2: FILL OUT THE FORM

- Create a unique “Login Name”
- Enter a new password containing both letters and numbers
- This is how you will access your account in the future, so be sure to keep record of your new username and password



**Solving
Kids' Cancer** SM

10 Years of Hope and Healing

Create Fundraiser Account

First Name: *

Last Name: *


Email: *

Login Name: *

Login Password: *

Retype Password: *

I'm not a robot



reCAPTCHA
Privacy - Terms

Submit

STEP 3: LOG IN TO YOUR ACCOUNT

- Login using the link, as seen in the example below
- Use your new username and password



10 Years of Hope and Healing

Thank you for submitting your information!

We have created an account for you. You can log into our system using the following information:

Login Link:

<https://solvingkidscancer.z2systems.com/np/clients/solvingkidscancer/login.jsp>

Login:

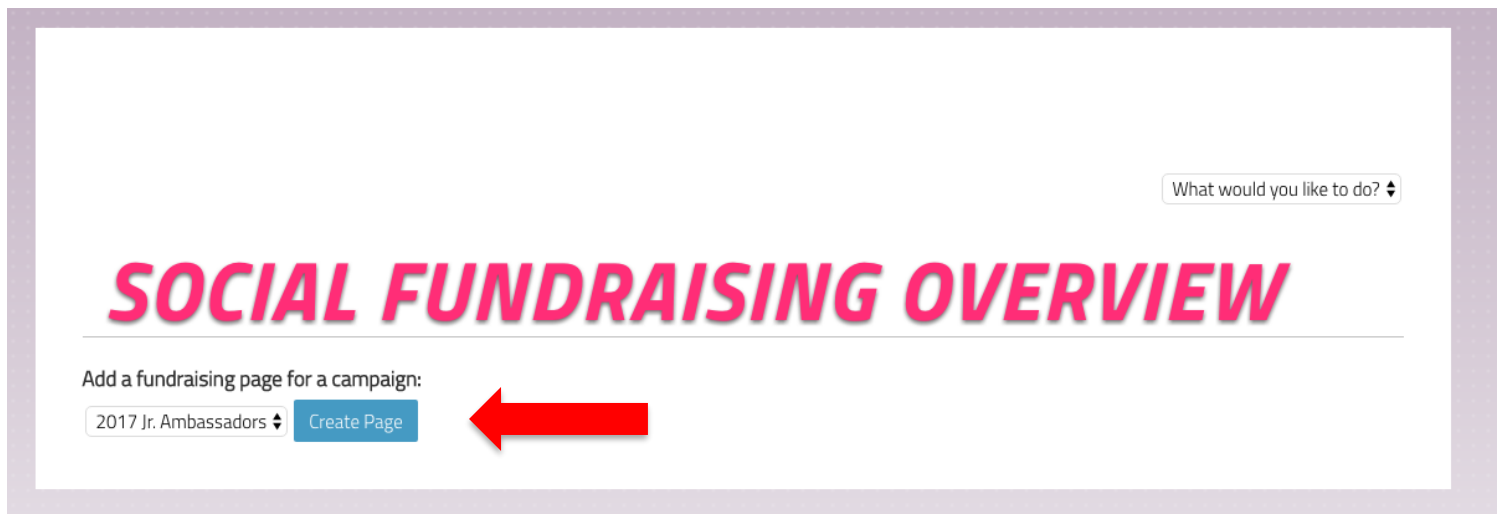
email@email.com

Password:

(Note the length of this encrypted password may not be accurate.)

STEP 4: SIGN UP AS A 2017 JUNIOR AMBASSADOR

- Locate “2017 Jr. Ambassadors” in the dropdown menu
- Select “Create Page”
- If you are visiting again at a later date and looking to edit your existing page, you will get there using this same process
 - Select “Manage Page” to customize your existing page.



STEP 5: NOW YOU CAN DO THE FOLLOWING:

1. Customize the URL by clicking the radio button to the left and writing in your name at the end of the URL
2. Set a fundraising goal (some pages are set for \$1,000 by default, but of course this should be whatever you feel comfortable with)
3. Upload your photo (choose select, then find your photo, then click “upload”)
4. Customize your message to donors

The screenshot shows a fundraising page setup interface for "2017 Jr. Ambassadors". At the top, there are two progress indicators: "YOUR PAGE" showing \$0 raised of a \$1,000 goal, and "CAMPAIGN CONTRIBUTIONS" showing \$10 raised of a \$10,000 goal. Below these are "TOP FUNDRAISERS" with a list of names like Anker and jelin. A navigation bar includes "Page Content", "Share My Page", "Donations", "Event Registrations", "Comments", and "Team".

The "Page Content" section is active, showing "Manage your personal fundraising page." with the following fields:

- Fundraising Page Title:** NAME OF YOUR FUNDRAISING PAGE
- Fundraising Page Url:** <https://solvingkidscancer.z2systems.com/campaign.jsp?campaign=127&fundraiser=202517&> <https://solvingkidscancer.z2systems.com/> ENTER YOUR NAME HERE
- Your Fundraising Goal *:** \$1,000.00
- Current Photo:** Upload a personal photo to your fundraising page.
- (No Photo):** No file chosen
- My Page Content:** A rich text editor with a toolbar and the text: "This is our fundraising page for Solving Kids' Cancer in support of childhood cancer research. Thank you for helping to bring new treatment options to children battling the most aggressive cancers -"

Four red arrows with numbers 1, 2, 3, and 4 point to the URL field, the goal field, the upload button, and the message field, respectively.

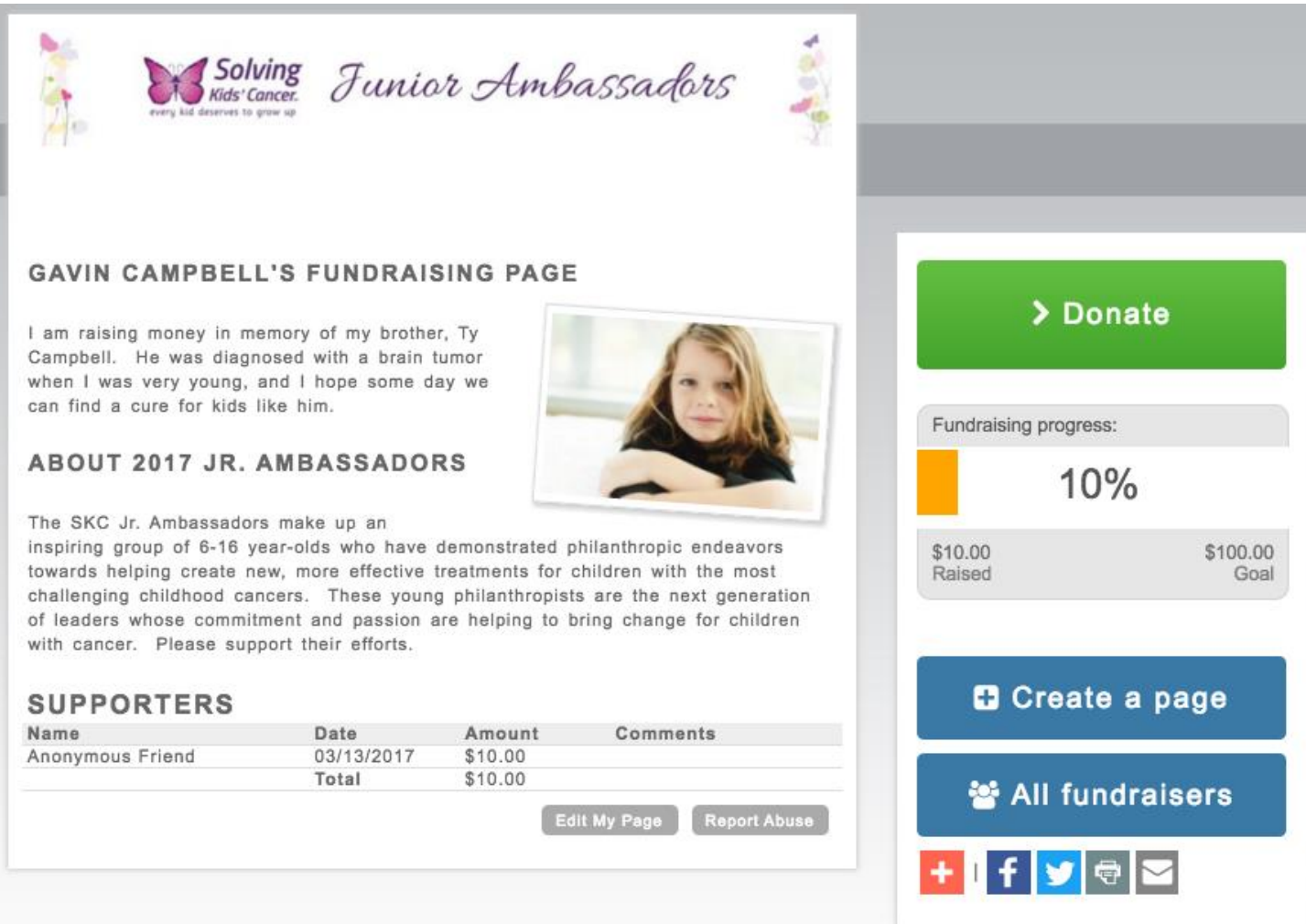
STEP 6: NAVIGATING YOUR FUNDRAISING PAGE

1. On the “Share My Page” tab, you can cut and paste the URL for sharing your fundraising page
2. Track your progress by checking the “Donations” tab
3. Turn comments on or off, which allows donors to leave you a message on your wall
4. The “Event Registrations” and “Team” tabs should NOT be used in conjunction with the Jr. Ambassadors campaign

The screenshot shows a fundraising page interface. At the top, it says "Your Fundraising Page For: 2017 Jr. Ambassadors" and has a "View My Fundraising Page" button. Below this are two progress indicators: "YOUR PAGE" with a donut chart showing "\$0 RAISED" out of a "GOAL \$1,000", and "CAMPAIGN CONTRIBUTIONS" with a donut chart showing "\$10 RAISED" out of a "GOAL \$10,000". Below these are "TOP FUNDRAISERS" and a navigation bar with tabs: "Page Content", "Share My Page", "Donations", "Event Registrations", "Comments", and "Team". Three red arrows point to the "Share My Page", "Donations", and "Comments" tabs. Below the navigation bar is a "Page Content" section with a "Manage your personal fundraising page." link. It includes fields for "Fundraising Page Title" (NAME OF YOUR FUNDRAISING PAGE), "Fundraising Page Url" (with two URL options), "Your Fundraising Goal *:" (\$1,000.00), "Current Photo:" (with an upload button and "No file chosen" message), and "My Page Content:" (with a rich text editor containing the text: "This is our fundraising page for Solving Kids' Cancer in support of childhood cancer research. Thank you for helping to bring new treatment options to children battling the most aggressive cancers").

STEP 7: CHECK YOUR FUNDRAISING PAGE

1. Click “save” at the bottom of the page, and then preview your page to make sure you are finished.
2. Click on “view my fundraising page”
3. This is what users will see when they visit your custom URL
4. Make any additional changes by clicking “edit my page”




The screenshot shows a fundraising page for Solving Kids' Cancer Junior Ambassadors. The page features a header with the organization's logo and name. Below the header, there is a section titled "GAVIN CAMPBELL'S FUNDRAISING PAGE" with a personal message and a photo of a young girl. A progress bar indicates that 10% of the \$100.00 goal has been raised. The page also includes a table of supporters, a "Donate" button, and social media sharing options.

Solving Kids' Cancer every kid deserves to grow up
Junior Ambassadors

GAVIN CAMPBELL'S FUNDRAISING PAGE

I am raising money in memory of my brother, Ty Campbell. He was diagnosed with a brain tumor when I was very young, and I hope some day we can find a cure for kids like him.



ABOUT 2017 JR. AMBASSADORS

The SKC Jr. Ambassadors make up an inspiring group of 6-16 year-olds who have demonstrated philanthropic endeavors towards helping create new, more effective treatments for children with the most challenging childhood cancers. These young philanthropists are the next generation of leaders whose commitment and passion are helping to bring change for children with cancer. Please support their efforts.

SUPPORTERS

Name	Date	Amount	Comments
Anonymous Friend	03/13/2017	\$10.00	
Total		\$10.00	

[Edit My Page](#) [Report Abuse](#)

[Donate](#)

Fundraising progress:
10%

\$10.00 Raised \$100.00 Goal

[Create a page](#)

[All fundraisers](#)

[+](#) [f](#) [t](#) [p](#) [e](#)

STEP 8: HAVE FUN FUNDRAISING

1. Write an email with a link to your fundraising page, and share with friends and family
2. Create a shortened URL using bit.ly or tinyurl for easy sharing on social media like Twitter
3. Check out [this toolkit](#) for more fundraising ideas



THANK YOU